



market
research

strategic
planning

NGM Ltd.

Enterprise House
New Street Court
New Street
Waterford
Ireland

T: +353 (0) 51 858215

F: +353 (0) 51 858216

E : info@ngm.ie

W: www.ngm.ie

**County Kilkenny:
COMMUNITY NEEDS ASSESSMENT**

**REPORT No 7.
EDUCATION**

Prepared for:
Kilkenny County Council Partnership Committee

FINAL REPORT 16 March 2002
STRICTLY CONFIDENTIAL

Table of Contents

	<i>Page No.</i>
Research Findings	i
Research Results	
Chart 7.1. Attitudes toward the Importance of Tyres of Education	1
Chart 7.2. Percentage of Persons that Feel there are Barriers to Third Level Education	2
Chart 7.3. Percentage of Respondents that feel there are Barriers to Accessing Third-Level Education Cross-tabbed with Demographic Characteristics	3
Chart 7.4. Barriers to Third-Level Education	4
Chart 7.5. Are there Opportunities for Adults to Continue Learning or to get Skills Retraining in their Community	5
Chart 7.6. Percentage of Respondents that feel there are Opportunities for Adult Continuing Education or Skills Retraining in their Community Cross-tabbed with Demographic Characteristics	6

Research Findings

RESEARCH FINDINGS:

- 83% of respondents stated that Primary/ Secondary school and 68% stated that Third Level education is very important. 62% felt that Adult Continuing education and 58% felt that Pre-school are very important.
- 24% of respondents feel that there are barriers to third-level education. This belief is highest among respondents who state their source of income as both employment and social welfare.
- Of those who perceive barriers to education 59% state that the biggest barrier is that there are no facilities in the area and travel is necessary. 22% feel that it is too expensive to live away from home to attend third-level education.
- When asked if there are opportunities for adults to continue learning or get skills retraining in their community, 62% agreed and 33% disagreed. Respondents in the middle class social grouping, those aged 25-34 and those situated in the Kilkenny electoral area had the highest percentage of agreement with this statement.

Research Results

Chart 7.1 Attitudes toward the Importance of Types of Education

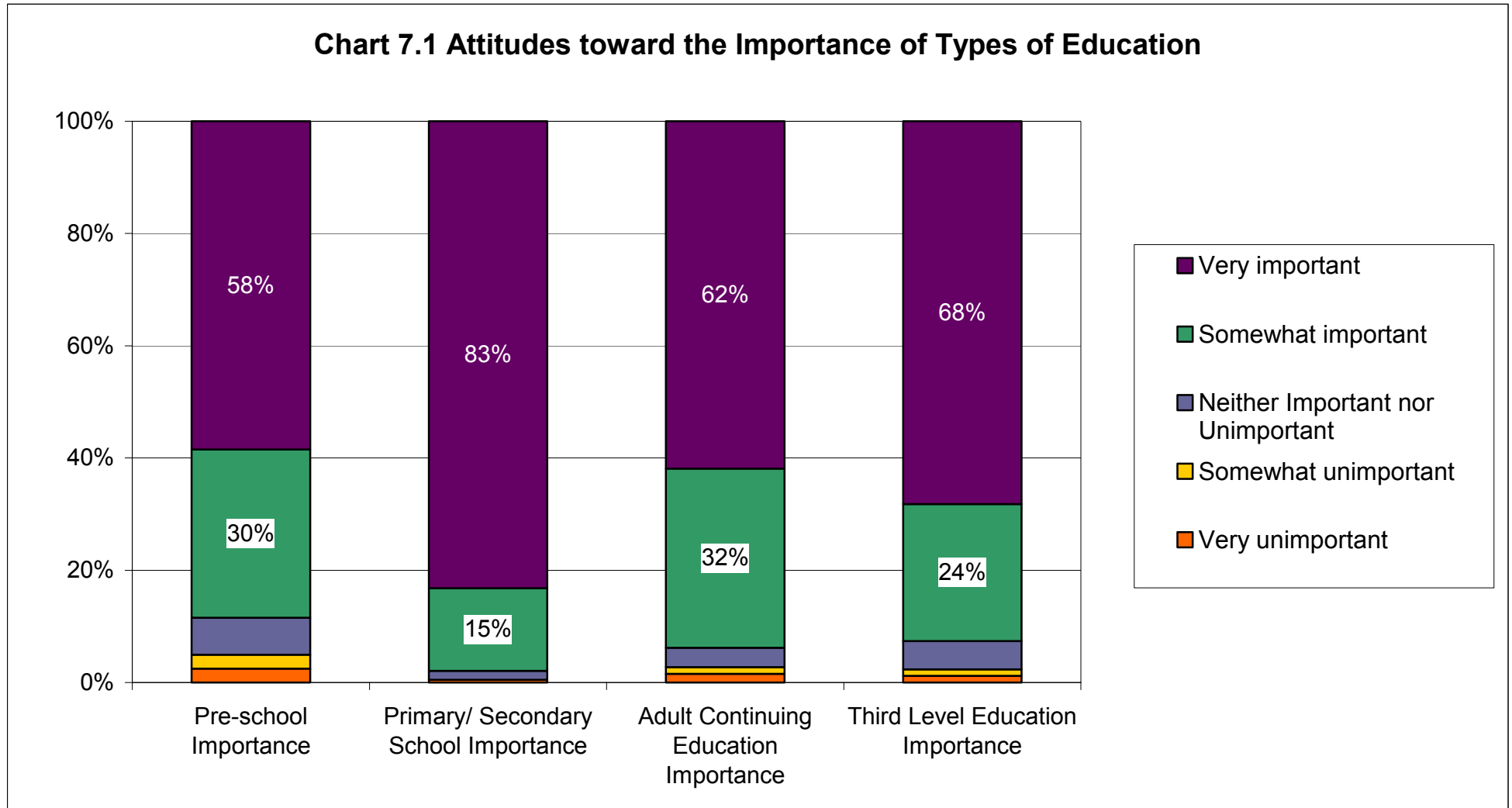


Chart 7.2 Percentage of Persons that Feel there are Barriers to Third Level Education

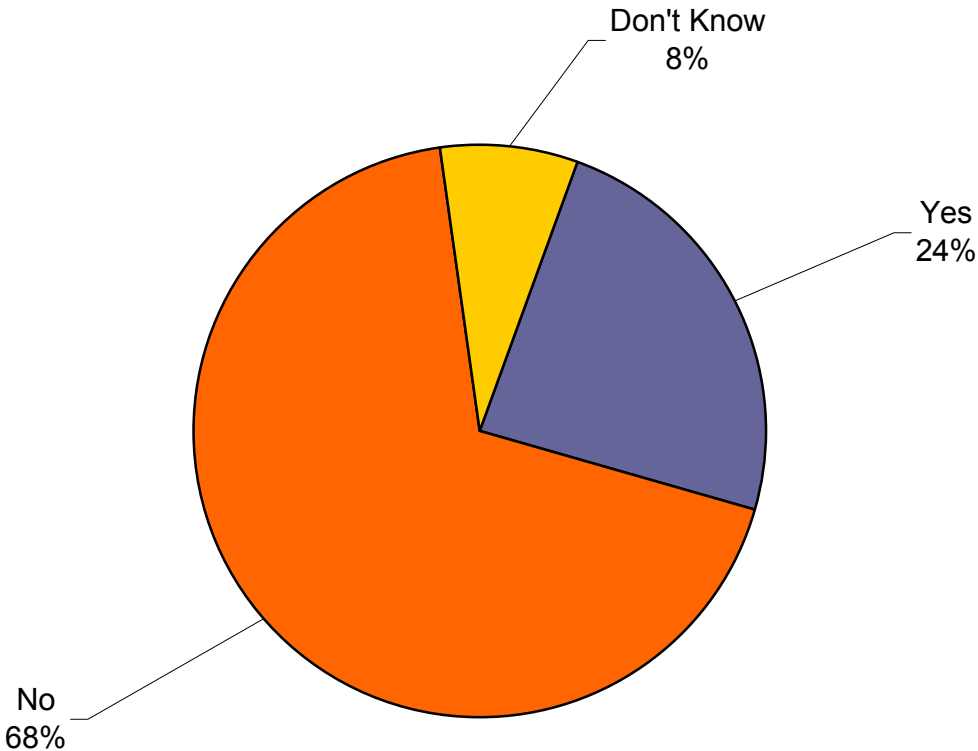


Chart 7.3 Percentage of Respondents that feel there are Barriers to Accessing Third-Level Education Cross-tabbed with Demographic Characteristics

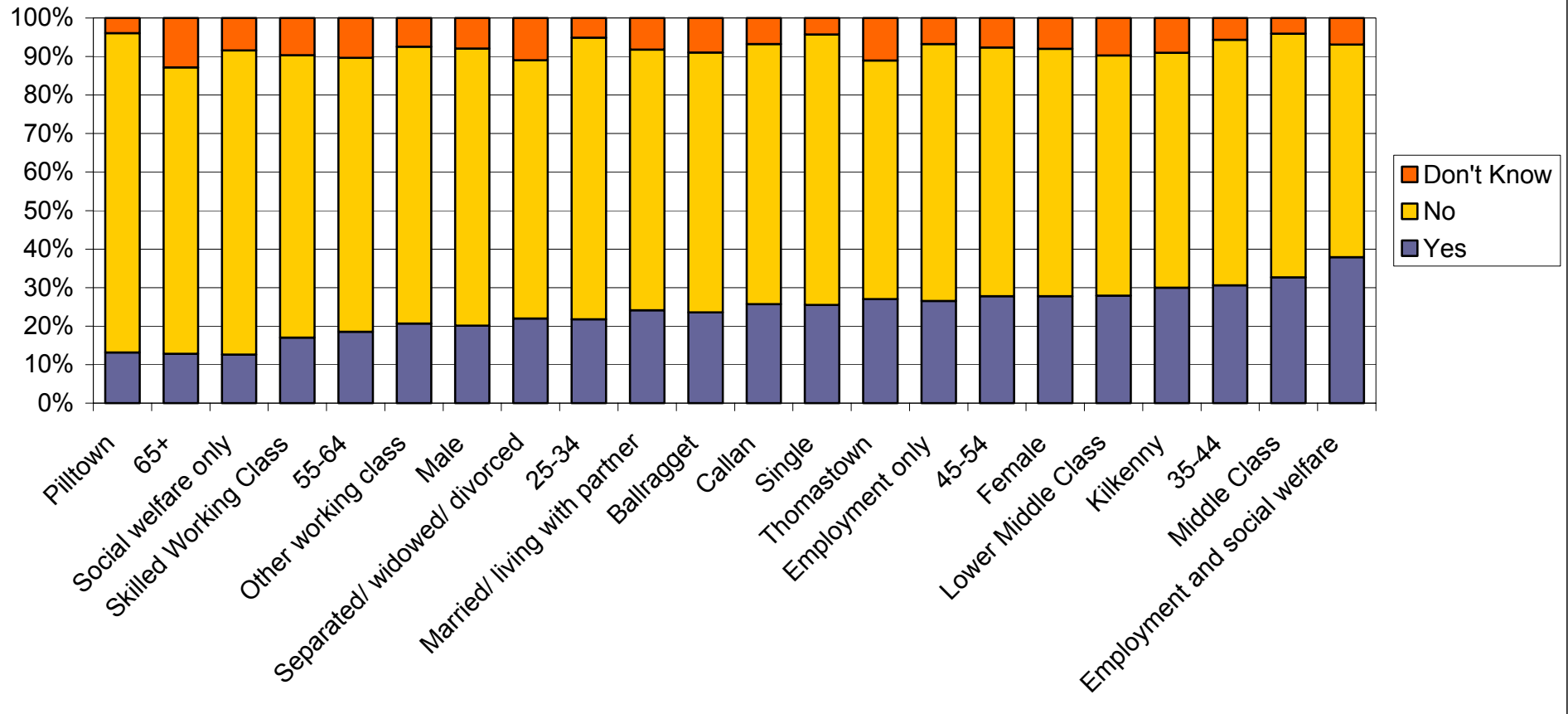


Chart 7.4 Barriers to Third-Level Education

Response base = All who think (24%) that there are Barriers to Third-level Eductaion

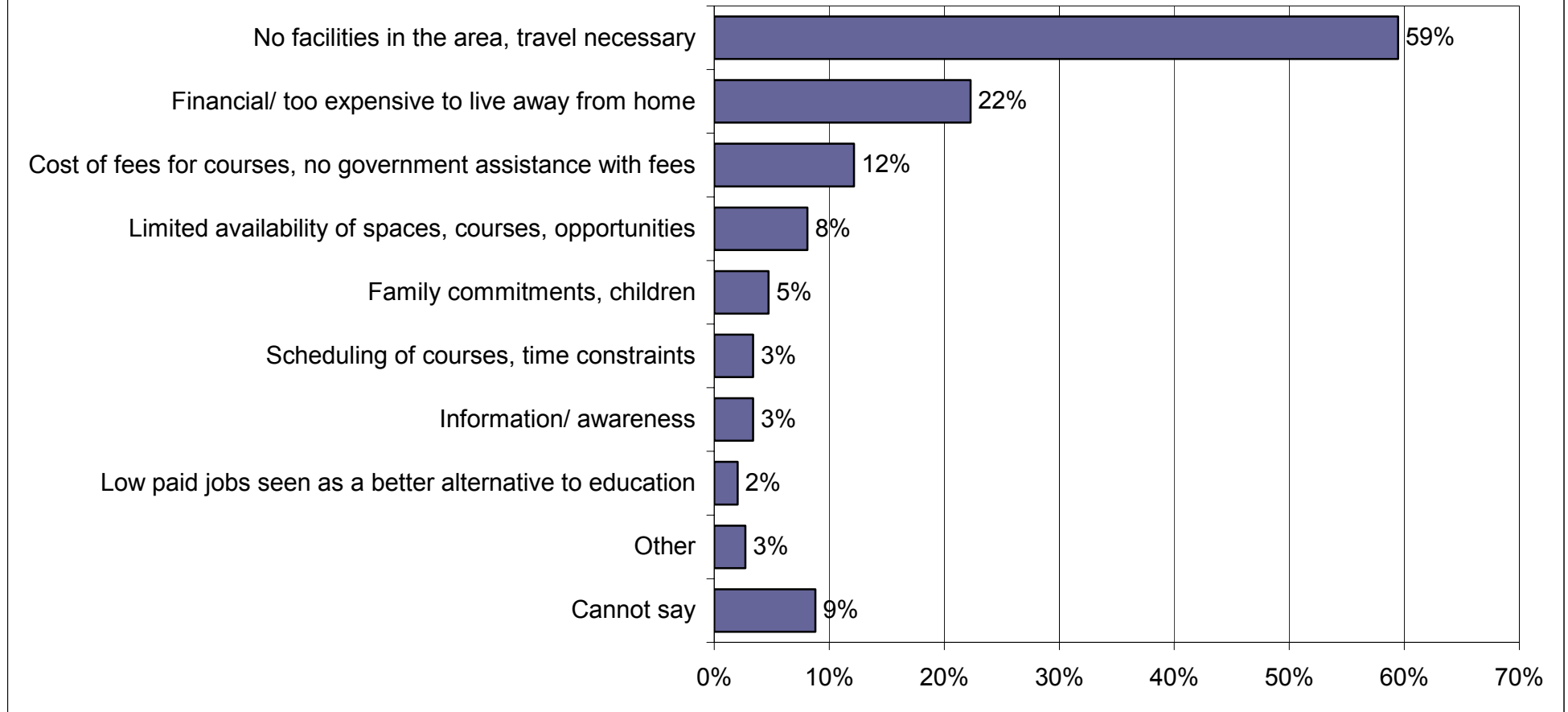


Chart 7.5 Are there Opportunities for Adults to Continue Learning or to get Skills Retraining in their Community

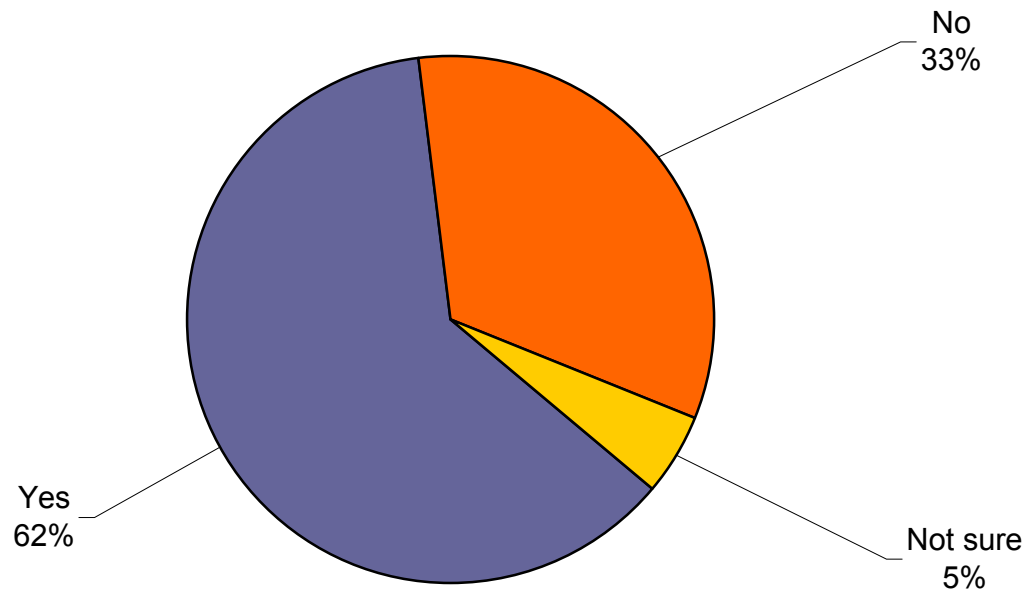


Chart 7.6 Percentage of Respondents that Feel there Are Opportunities for Adult Continuing Education or Skills Retraining in their Community Cross-tabbed with Demographic Characteristics

